



REQUEST FOR QUALIFICATIONS
ADDENDUM NUMBER: **TWO (2)**
DATE: **FEBRUARY 14, 2019**

PROJECT: Airside Capacity Improvement Projects
Birmingham-Shuttlesworth International Airport
Birmingham, Alabama

FROM: Birmingham Airport Authority (BAA)
5900 Messer Airport Highway
Birmingham, Alabama 35212

TO: All RFQ Participants

GENERAL:

This Addendum will form a part of the Contract Documents and modifies the original Request for Qualifications (RFQ) Documents dated January 2019. The following Conditions, Drawings, Specification changes, etc. take precedence over items in the Drawings and Specifications of the RFQ Documents. Portions of the RFQ Documents not changed by this Addendum remain in effect. Recipients of this Addendum are advised to provide this Addendum to anyone to whom they further distribute without the BAA's knowledge.

Participants in this RFQ are required to acknowledge receipt of this Addendum in their Statement of Qualifications (SOQ). Failure to do so may subject the Respondent to disqualification.

ADDITIONAL INFORMATION / CLARIFICATIONS / ATTACHMENTS DESCRIBED BELOW:

1. The following questions have been asked:

Question – Will the following pages count against the 25-page limit for the SOQ: 1) front and back cover; 2) transmittal letter/letter of interest; 3) section dividers/tabs; 4) table of contents?

Answer – No. All the pages mentioned above will not count towards the 25-page limit. It is the intent of the BAA to have no more than 25-pages associated with the content directly related to the required sections of this RFQ.

Question – Is the Pavement Management System, or exhibits of the Pavement Management System, available for distribution?

Answer - Yes. The Condition Report Appendix of the APMS is attached to this Addendum.

2. The following are clarifications to the RFQ criteria:

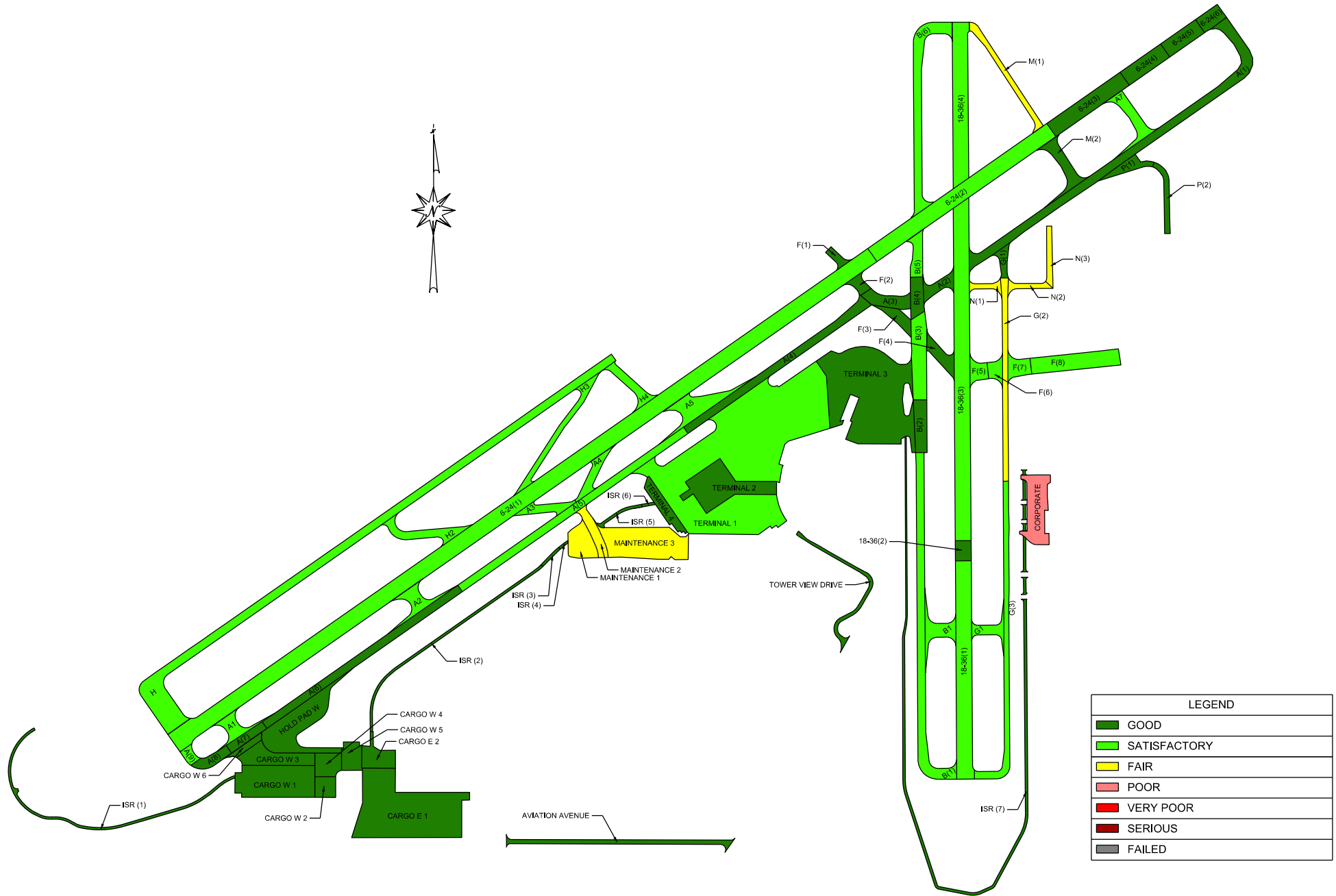
A. None at this time. Please submit all future questions via e-mail to mlima@flybirmingham.com, no later than 5:00pm (local time) Friday, February 15th, 2019.

END OF ADDENDUM NUMBER ONE (1)

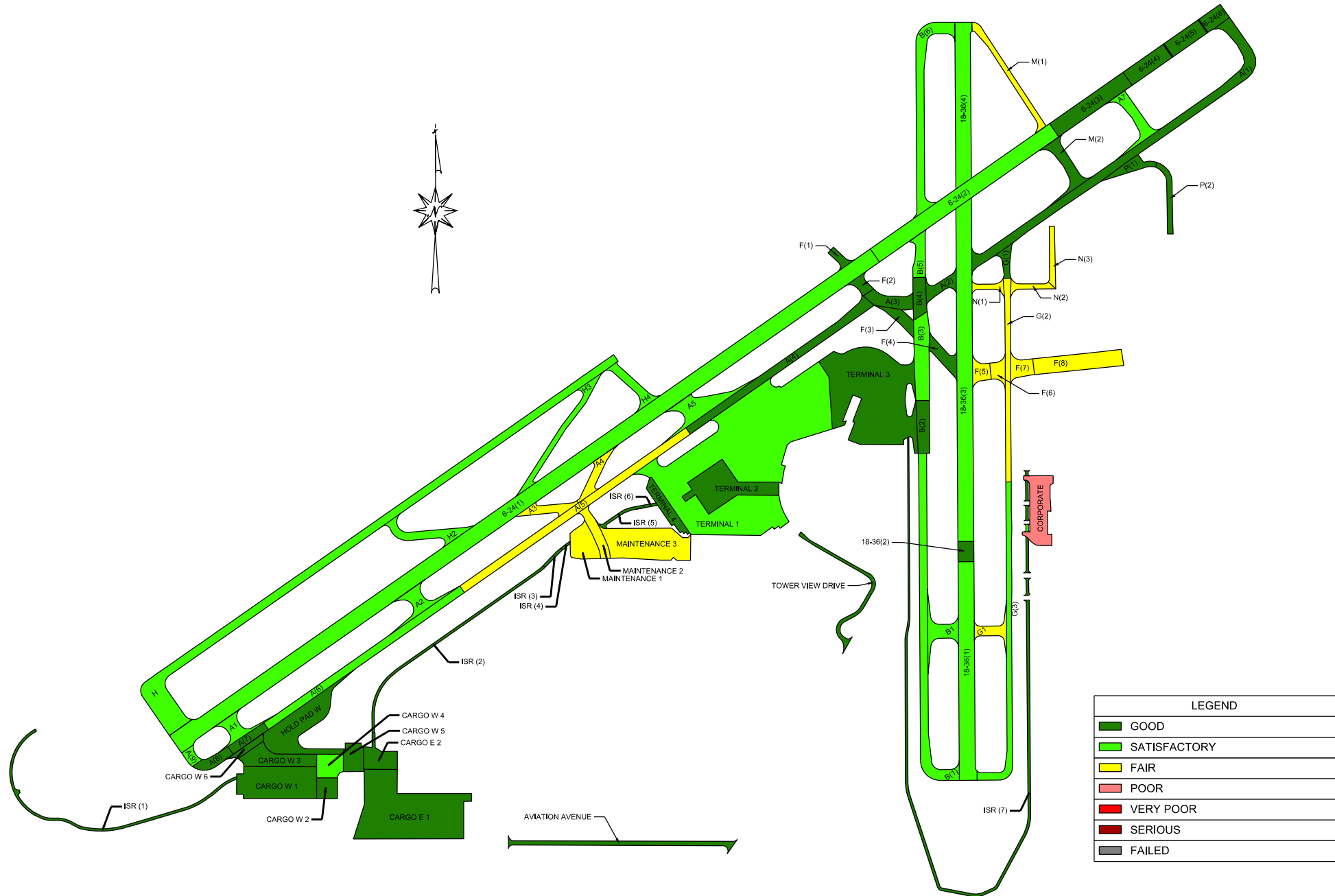
Appendix F

Performance Condition Analysis (2016-2025)

BIRMINGHAM-SHUTTLESWORTH INTERNATIONAL AIRPORT CURRENT PCI - 2016

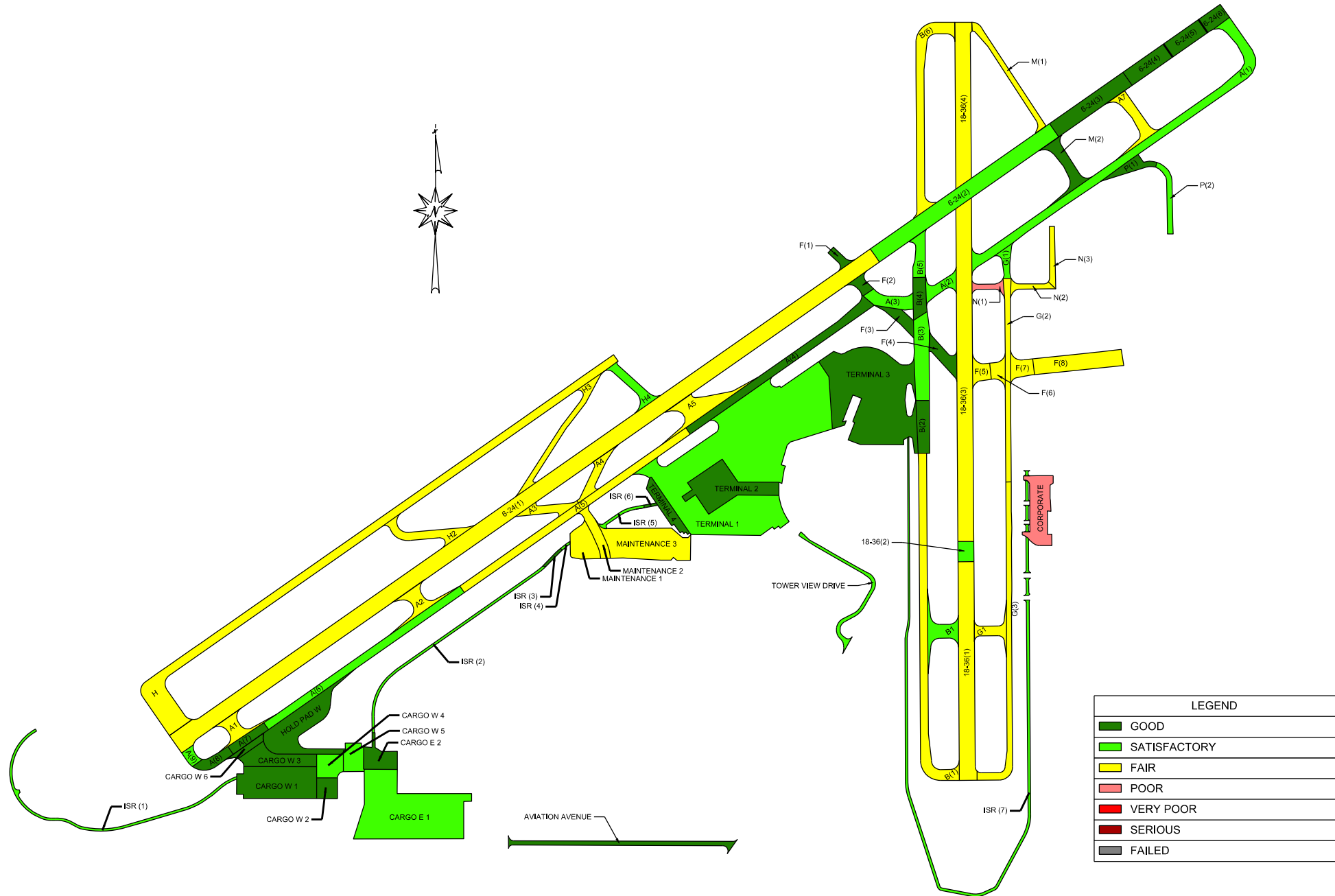


BIRMINGHAM-SHUTTLESWORTH INTERNATIONAL AIRPORT PCI - YEAR 2020



LEGEND	
	GOOD
	SATISFACTORY
	FAIR
	POOR
	VERY POOR
	SERIOUS
	FAILED

BIRMINGHAM-SHUTTLESWORTH INTERNATIONAL AIRPORT PCI - YEAR 2025



PERFORMANCE CONDITON ANALYSIS - PCI OVER THE NEXT 10 YEARS (NO ADDED WORK)

Birmingham-Shuttlesworth International Airport

LEGEND		PCI
	GOOD	(85-100)
	SATISFACTORY	(70-85)
	FAIR	(55-70)
	POOR	(40-55)
	VERY POOR	(25-40)
	SERIOUS	(10-25)
	FAILED	(00-10)

Network ID	Branch ID	Section ID	Jan-16	Jan-17	Jan-18	Jan-19	Jan-20	Jan-21	Jan-22	Jan-23	Jan-24	Jan-25
BHM	A	1	92.01	91.57	91.07	90.46	89.72	88.85	87.86	86.74	85.51	84.19
BHM	A	2	90.91	90.26	89.49	88.59	87.56	86.40	85.15	83.81	82.41	80.97
BHM	A	3	90.89	90.24	89.47	88.56	87.52	86.36	85.11	83.77	82.37	80.93
BHM	A	4	93.52	92.92	92.46	92.04	91.61	91.10	90.50	89.78	88.92	87.93
BHM	A	5	74.05	72.87	71.79	70.82	69.96	69.20	68.55	67.99	67.51	67.09
BHM	A	6	86.57	85.33	84.00	82.61	81.18	79.73	78.29	76.89	75.54	74.26
BHM	A	7	94.35	93.51	92.91	92.45	92.03	91.60	91.09	90.49	89.76	88.90
BHM	A	8	93.52	92.92	92.46	92.04	91.61	91.10	90.50	89.78	88.92	87.93
BHM	A	9	84.10	82.71	81.28	79.83	78.39	76.98	75.63	74.35	73.15	72.04
BHM	A1	1	79.77	78.33	76.92	75.57	74.29	73.10	72.00	71.01	70.12	69.35
BHM	A2	1	77.76	76.38	75.05	73.80	72.65	71.59	70.64	69.80	69.07	68.43
BHM	A3	1	72.33	71.30	70.38	69.57	68.87	68.26	67.74	67.30	66.91	66.55
BHM	A4	1	71.50	70.56	69.73	69.00	68.38	67.84	67.38	66.98	66.62	66.28
BHM	A5	1	75.86	74.56	73.35	72.23	71.21	70.30	69.50	68.81	68.21	67.70
BHM	A7	1	78.75	77.33	75.96	74.66	73.44	72.31	71.29	70.37	69.56	68.86
BHM	AV AVE	1	92.43	92.01	91.58	91.07	90.46	89.72	88.86	87.86	86.74	85.51
BHM	B	1	79.77	78.33	76.92	75.57	74.29	73.10	72.00	71.01	70.12	69.35
BHM	B	2	94.49	93.60	92.98	92.50	92.08	91.65	91.16	90.57	89.86	89.01
BHM	B	3	81.89	80.45	79.00	77.58	76.20	74.88	73.65	72.50	71.46	70.52
BHM	B	4	93.96	93.23	92.70	92.27	91.85	91.39	90.85	90.20	89.41	88.49
BHM	B	5	81.89	80.45	79.00	77.58	76.20	74.88	73.65	72.50	71.46	70.52
BHM	B	6	77.76	76.38	75.05	73.80	72.65	71.59	70.64	69.80	69.07	68.43
BHM	B1	1	81.89	80.45	79.00	77.58	76.20	74.88	73.65	72.50	71.46	70.52
BHM	CARGO E	1	92.00	91.56	91.05	90.43	89.69	88.82	87.82	86.69	85.46	84.14
BHM	CARGO E	2	93.59	92.96	92.49	92.08	91.65	91.15	90.56	89.84	89.00	88.02

PERFORMANCE CONDITON ANALYSIS - PCI OVER THE NEXT 10 YEARS (NO ADDED WORK)

Birmingham-Shuttlesworth International Airport

Network ID	Branch ID	Section ID	Jan-16	Jan-17	Jan-18	Jan-19	Jan-20	Jan-21	Jan-22	Jan-23	Jan-24	Jan-25
BHM	CARGO W	1	92.61	92.18	91.76	91.29	90.73	90.04	89.23	88.29	87.22	86.03
BHM	CARGO W	2	92.65	92.22	91.80	91.33	90.78	90.11	89.31	88.38	87.32	86.14
BHM	CARGO W	3	92.65	92.22	91.80	91.33	90.78	90.11	89.31	88.38	87.32	86.14
BHM	CARGO W	4	86.73	85.49	84.18	82.79	81.36	79.92	78.48	77.07	75.71	74.42
BHM	CARGO W	5	90.96	90.32	89.56	88.67	87.65	86.50	85.26	83.92	82.53	81.09
BHM	CARGO W	6	93.19	92.67	92.24	91.82	91.36	90.80	90.14	89.35	88.42	87.36
BHM	CORPORATE	1	47.17	46.79	46.41	46.03	45.65	45.27	44.89	44.51	44.13	43.74
BHM	F	1	93.52	92.92	92.46	92.04	91.61	91.10	90.50	89.78	88.92	87.93
BHM	F	2	93.96	93.23	92.70	92.27	91.85	91.39	90.85	90.20	89.41	88.49
BHM	F	3	93.08	92.59	92.16	91.74	91.27	90.69	90.01	89.19	88.24	87.16
BHM	F	4	93.96	93.23	92.70	92.27	91.85	91.39	90.85	90.20	89.41	88.49
BHM	F	5	73.18	72.07	71.07	70.18	69.40	68.72	68.13	67.63	67.20	66.82
BHM	F	6	73.18	72.07	71.07	70.18	69.40	68.72	68.13	67.63	67.20	66.82
BHM	F	7	73.18	72.07	71.07	70.18	69.40	68.72	68.13	67.63	67.20	66.82
BHM	F	8	73.18	72.07	71.07	70.18	69.40	68.72	68.13	67.63	67.20	66.82
BHM	G	1	92.00	91.56	91.05	90.43	89.69	88.82	87.82	86.69	85.46	84.14
BHM	G	2	69.92	69.17	68.52	67.96	67.49	67.07	66.70	66.36	66.03	65.68
BHM	G	3	78.75	77.33	75.96	74.66	73.44	72.31	71.29	70.37	69.56	68.86
BHM	G1	1	73.18	72.07	71.07	70.18	69.40	68.72	68.13	67.63	67.20	66.82
BHM	H	1	79.77	78.33	76.92	75.57	74.29	73.10	72.00	71.01	70.12	69.35
BHM	H2	1	75.86	74.56	73.35	72.23	71.21	70.30	69.50	68.81	68.21	67.70
BHM	H3	1	77.76	76.38	75.05	73.80	72.65	71.59	70.64	69.80	69.07	68.43
BHM	H4	1	83.00	81.58	80.13	78.69	77.28	75.91	74.61	73.39	72.27	71.25
BHM	HOLD PAD W	1	93.13	92.62	92.20	91.78	91.31	90.75	90.07	89.26	88.33	87.26
BHM	ISR	1	92.07	91.64	91.14	90.54	89.83	88.98	88.00	86.89	85.68	84.37
BHM	ISR	2	92.07	91.64	91.14	90.54	89.83	88.98	88.00	86.89	85.68	84.37
BHM	ISR	3	95.05	93.99	93.25	92.72	92.28	91.87	91.41	90.87	90.22	89.44
BHM	ISR	4	92.07	91.64	91.14	90.54	89.83	88.98	88.00	86.89	85.68	84.37
BHM	ISR	5	89.56	88.66	87.64	86.49	85.25	83.91	82.51	81.08	79.64	78.20
BHM	ISR	6	94.63	93.70	93.05	92.56	92.14	91.71	91.23	90.65	89.96	89.13
BHM	ISR	7	91.00	90.38	89.63	88.75	87.74	86.60	85.36	84.04	82.65	81.21
BHM	M	1	62.61	61.94	61.27	60.66	60.18	59.90	59.64	59.26	58.88	58.50
BHM	M	2	93.52	92.92	92.46	92.04	91.61	91.10	90.50	89.78	88.92	87.93
BHM	MAINT.	1	59.77	59.39	59.00	58.62	58.24	57.86	57.48	57.10	56.72	56.34
BHM	MAINT.	2	59.77	59.39	59.00	58.62	58.24	57.86	57.48	57.10	56.72	56.34
BHM	MAINT.	3	59.77	59.39	59.00	58.62	58.24	57.86	57.48	57.10	56.72	56.34

PERFORMANCE CONDITON ANALYSIS - PCI OVER THE NEXT 10 YEARS (NO ADDED WORK)

Birmingham-Shuttlesworth International Airport

Network ID	Branch ID	Section ID	Jan-16	Jan-17	Jan-18	Jan-19	Jan-20	Jan-21	Jan-22	Jan-23	Jan-24	Jan-25
BHM	N	1	58.14	57.76	57.38	57.00	56.62	56.24	55.85	55.47	55.09	54.71
BHM	N	2	63.88	63.28	62.63	61.96	61.29	60.68	60.19	59.90	59.66	59.27
BHM	N	3	63.88	63.28	62.63	61.96	61.29	60.68	60.19	59.90	59.66	59.27
BHM	P	1	93.52	92.92	92.46	92.04	91.61	91.10	90.50	89.78	88.92	87.93
BHM	P	2	89.42	88.50	87.45	86.29	85.03	83.68	82.28	80.84	79.39	77.96
BHM	RWY 18-36	1	80.77	79.32	77.89	76.50	75.17	73.91	72.75	71.68	70.72	69.87
BHM	RWY 18-36	2	90.89	90.24	89.47	88.56	87.52	86.36	85.11	83.77	82.37	80.93
BHM	RWY 18-36	3	78.71	77.29	75.92	74.62	73.41	72.28	71.26	70.35	69.54	68.84
BHM	RWY 18-36	4	77.72	76.33	75.01	73.77	72.61	71.56	70.61	69.78	69.04	68.41
BHM	RWY 6-24	1	80.75	79.30	77.87	76.48	75.15	73.90	72.73	71.67	70.71	69.86
BHM	RWY 6-24	2	81.83	80.38	78.94	77.52	76.14	74.83	73.59	72.45	71.42	70.48
BHM	RWY 6-24	3	93.06	92.57	92.15	91.72	91.24	90.67	89.97	89.15	88.20	87.11
BHM	RWY 6-24	4	93.06	92.57	92.15	91.72	91.24	90.67	89.97	89.15	88.20	87.11
BHM	RWY 6-24	5	94.04	93.29	92.75	92.31	91.89	91.44	90.91	90.26	89.49	88.58
BHM	RWY 6-24	6	93.06	92.57	92.15	91.72	91.24	90.67	89.97	89.15	88.20	87.11
BHM	TERMINAL	1	84.27	82.89	81.46	80.02	78.58	77.16	75.80	74.51	73.30	72.18
BHM	TERMINAL	2	95.78	94.49	93.60	92.98	92.50	92.08	91.66	91.16	90.57	89.86
BHM	TERMINAL	3	94.03	93.28	92.74	92.30	91.89	91.44	90.90	90.26	89.48	88.58
BHM	TERMINAL	4	92.65	92.22	91.80	91.33	90.78	90.11	89.31	88.38	87.32	86.14
BHM	TVD	1	90.23	89.45	88.54	87.50	86.34	85.07	83.73	82.33	80.90	79.45